



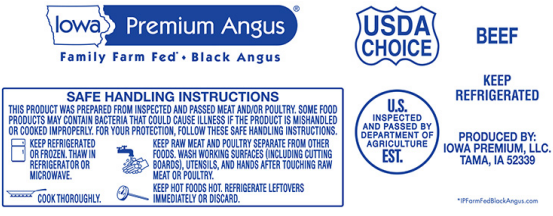

# BEEF CHUCK EYE ROLL SHORT CUT



The Beef Chuck Roll Short Cut is derived from a regular Chuck Roll 1" N/O. The neck is removed at the first rib, chuck arm separation is made by measuring 0" from the extreme outer edge of the chuck eye at the rib end to the back line until it touches the chuck eye on the neck end of the chuck roll. Outer skin cover and fat in the neck are trimmed to 1/4". The crest is removed even with the back line, parallel to the arm removal saw cut. Subscapularis is removed.

Image of product is not meant to represent the actual product trim specification

<b>Product Code:</b>	79597	<b>Case Dimensions:</b>	15.7500" x 15.7500" x 7.5000"
<b>Description:</b>	BEEF CHUCK EYE ROLL SHORT CUT	<b>Cube:</b>	1.08
<b>USDA Grade:</b>	Choice	<b>Pallet Tie x High:</b>	6 x 9
<b>GTIN:</b>	90710178795976	<b>Avg Case Weight:</b>	28.7
		<b>Bags/Box:</b>	2
		<b>Pieces/Box:</b>	2

	<p>Brand Logo</p> 
<p>Box</p> 	<p>Bag Impression</p> 
<p>GS-128 Weight Label (sample)</p>  <p>(01)90710178795976(3201)000287(11)260610(21)12345678</p>	

NOTICE: The above statements, recommendations, suggestions and data we believe to be reliable. Nevertheless, all such statements, recommendations, suggestions and data herein above presented are made without guarantee, warranty, or responsibility of any kind on our part. The above information is subject to change without notice.