

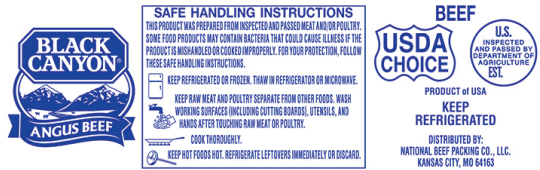





The Beef Chuck – Pectoral Muscle is the muscle in the arm section of the Chuck. The muscle lies in a natural seam below the shoulder clod and on top of the 1st through the 5th ribs. Flake fat is allowed on the Pectoral muscle, seam fat and blue tissue are not removed. Heavy tendons are removed and edges are trimmed to expose lean.

Image of product is not meant to represent the actual product trim specification

Product Code:	3242	Case Dimensions:	23.6250" x 15.7500" x 9.2500"
Description:	CHUCK PECTORAL MUSCLE BCC	Cube:	1.99
USDA Grade:	Choice	Pallet Tie x High:	5 x 7
GTIN:	90710178032422	Avg Case Weight:	67.3
		Bags/Box:	4
		Pieces/Box:	42

<p>Box End Label</p> 	<p>Brand Logo</p> 
<p>Box</p> 	<p>Bag Impression</p> 
<p>GS-128 Weight Label (sample)</p>  <p>(01)90710178032422(3201)000673(11)260624(21)12345678</p>	

NOTICE: The above statements, recommendations, suggestions and data we believe to be reliable. Nevertheless, all such statements, recommendations, suggestions and data herein above presented are made without guarantee, warranty, or responsibility of any kind on our part. The above information is subject to change without notice.