

# BEEF RIB BI LIP ON RIBEYES




The B.I. Lip-On Ribeye is produced from a rib wing by a straight saw cut across the ribs starting from a point approximately 2" from the extreme outer edge of the ribeye muscle at the 12th rib and approximately 2" from the extreme outer edge of the ribeye muscle at the 6th rib. The chine bone is removed just below the spinal cord channel on one side and where the rib bones join the vertebrae. The feather bones, fat cover, connecting blade meat and back strap are removed.

Image of product is not meant to represent the actual product trim specification

<b>Product Code:</b>	72748	<b>Pallet Tie x High:</b>	0 x 0
<b>Description:</b>	BEEF RIB BI LIP ON RIBEYES	<b>Avg Case Weight:</b>	85.6
<b>Program:</b>	Upper Choice	<b>Bags/Box:</b>	4
<b>GTIN:</b>	90710178727489	<b>Pieces/Box:</b>	4

Box End Label




Brand Logo




Box



Bag Impression



GS-128 Weight Label (sample)



(01)90710178727489(3201)000856(11)260624(21)12345678

NOTICE: The above statements, recommendations, suggestions and data we believe to be reliable. Nevertheless, all such statements, recommendations, suggestions and data herein above presented are made without guarantee, warranty, or responsibility of any kind on our part. The above information is subject to change without notice.